


SOCCER AID SCHOOLS CHALLENGE FOR UNICEF

Your fundraising kit



 **SOCCER AID**
itv unicef  stv 

PLAY FOR EVERY CHILD

 Registered with
FUNDRAISING
REGULATOR

WELCOME TO THE TEAM!



This guide kits you out with everything you need, so let's get the ball rolling!

We are so excited that your school will be taking part in the Soccer Aid Schools Challenge this summer term. You are joining thousands of schools across the nation to play, fundraise and change children's lives.

IT'S AS SIMPLE AS 1, 2, 3...



Team up with your pupils to design an obstacle course to take on together (or use one designed by school kids on p.6!), raising money for children all over the world whose lives have been turned up side down by disease, hunger, poverty or disaster. Your sprint, dribble, skip or hop across the playground will help children everywhere grow up happy, healthy and able to play. Just like children should.

Your Schools Challenge can kick-off anytime between now and the end of June. **But why wait? You can kick-start your planning right here, right now!**



SET YOUR GOAL!

You're all ready to kick start your challenge! Now it's time to think about the life-changing impact of your support for kids around the world. Set your fundraising goal and use our totaliser to shout about your progress!



£6 could buy a large recycled plastic brick to help build a classroom in Côte d'Ivoire.



£350 could buy a water pump to help provide clean, safe drinking water for a school or community in a developing country.

£1,000 could help equip a primary class in Côte d'Ivoire with the tools they need to learn and play.



This could also mean that children spend less time walking to fetch water, giving them more chance to attend school for longer!




BUILDING CLASSROOMS OUT OF RECYCLED PLASTIC!

One child out of every four in Côte d'Ivoire doesn't get the chance to go to primary school, and those who do often learn in classes of 100 or more pupils. There is also a big problem with plastic pollution. Abjidan, Côte d'Ivoire's largest city, creates nearly 300 tonnes of plastic waste every day – that's the weight of three blue whales! Only a very small amount of this is recycled.

Africa to turn all plastic waste Côte d'Ivoire into building materials for new, green schools. So far, we have helped build 216 classrooms so that 10,800 more children can learn in a safe, clean place. The kids love their new classrooms, which are cheaper, lighter and will last longer than other materials. The schools also have solar panels, gardens and trees.

To tackle both of these problems, UNICEF's solution was to build classrooms made out of recycled plastic! UNICEF helped set up the first plastic bricks factory in

The money you raise from your Schools Challenge could help children like Ange get the education they need and create a sustainable future so they can grow up to be whoever they want to be.



"Before there was a lot of dust in the class and the blackboard was so grey, we could hardly read what was written on it. When it rained, we all got wet. Now, with the new classrooms, everything is so clean. We have a nice big blackboard and there's even electricity and light! It feels very comfortable now and I like coming to school." – Ange

Introduce your pupils to Ange and his friends using the learning posters and assembly plan in your teaching kit: socceraid.org.uk/schools-resources

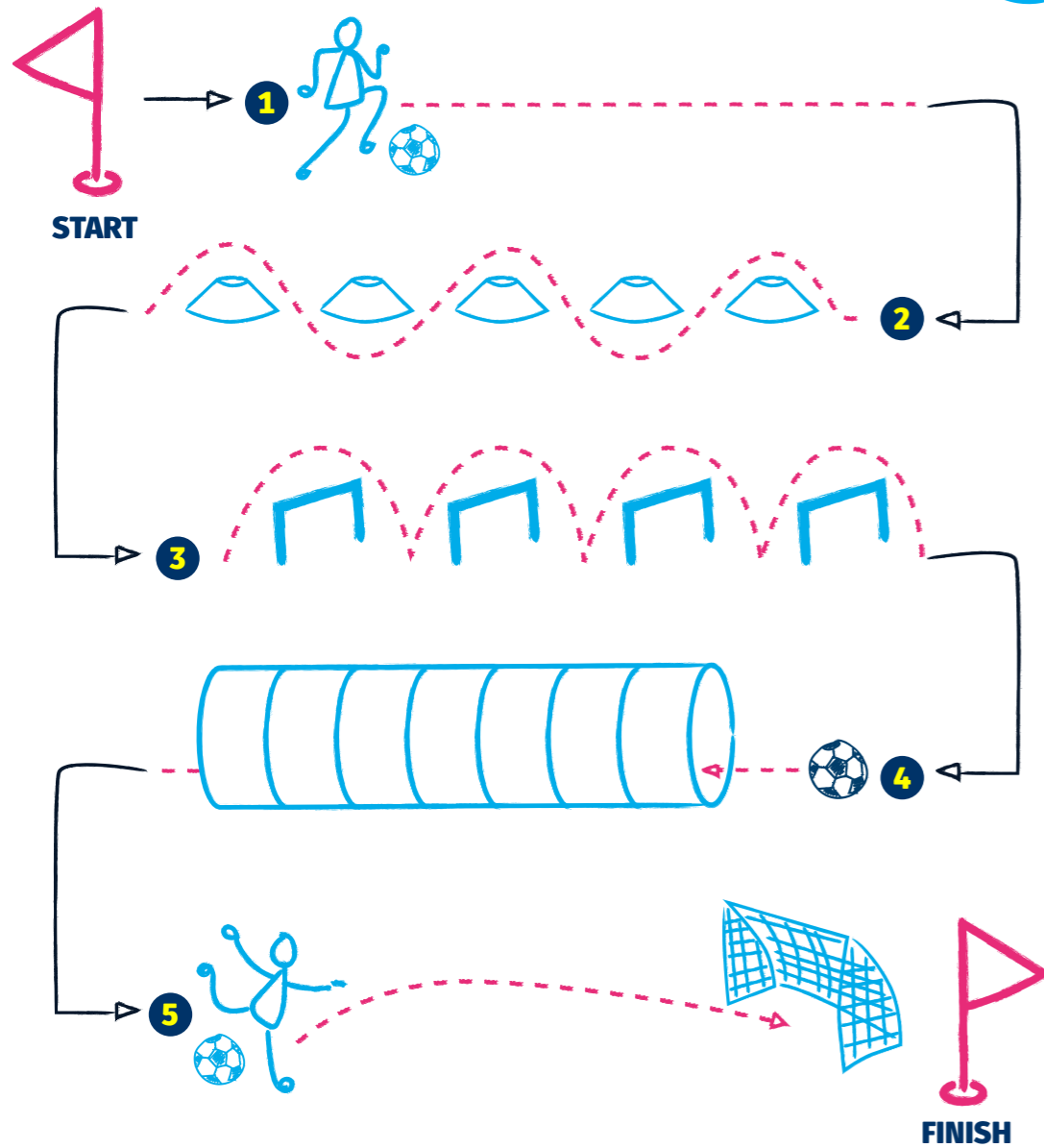


DESIGN YOUR OBSTACLE COURSE!

This is the part where you can get really creative! Have a rummage around in your PE cupboard and see what you can find to make the challenge as fun as possible. You can do absolutely anything – running, walking, dribbling, jumping or hopping your way to the finish line!

“We put ownership of the course into the hands of the older students – they were in small groups with each group responsible for an obstacle, helping everyone through and sending them on to the next one. As a teacher it was brilliant as we could stand back, observe and let them run it.”

Mr Cusack, Teacher
John Bramston Primary



STEPS

- 1 Dribble the ball a certain length
- 2 Dribble the ball around the cones
- 3 Jump over hurdles
- 4 Kick ball through tunnel
- 5 Shoot the ball into the goal!

For more examples as well as downloadable start and finish flags, head to:
socceraid.org.uk/schools-resources

THE RIGHT TO PLAY



Play should be the foundation on which childhood is built. It's a child's right – enshrined in the **United Nations Convention on the Rights of the Child**. It has an impact that lasts a lifetime.

Being able to play when we're young affects how we think, learn, share and explore the world as we grow older. Playtime is how young people continue to explore themselves and life's possibilities. It allows kids to learn who they are and where they fit into the world around them.

But too many children are losing out on their right to play. Right now, children are facing conflict, disasters, and other crises in countries around the world. And it is children that are often hardest hit. These children risk losing their homes, their families, and their schools. They lose the ability to just be kids. The millions of children who grow up unable to play are missing out on vital opportunities to learn, interact, explore and grow.

PLAY FOR EVERY CHILD

Soccer Aid for UNICEF is working hard to give children around the world the care-free, play-filled childhoods they are entitled to. The money your school raises could help UNICEF protect children from conflicts, fight diseases and malnutrition and get children back to school.

And it could do so much more to allow kids to simply be kids.

Head to socceraid.org.uk/schools-resources to check our FREE teaching resources packed full of activities to help your students learn more about the right to play.

**PLAY. FUNDRAISE.
CHANGE CHILDREN'S LIVES.**



HOW TO REACH YOUR GOAL!

Go for gold! Why not boost the money you raise from your Schools Challenge by doing something a little extra?

TOP TIP

We put a money meter in the school assembly hall. So everyone could see how much has been raised and how close to each reward we were! We decorated ours with pictures of children around the world to remind us of why we were raising money.
John Bramston Primary

A KEEPY-UPPY CHALLENGE

See how many you can do in one minute!



BAKE SALES

Get parents and families involved to raise some extra dough.



"To know we raised an amazing amount of money to help children around the world made me feel really proud."

Julian, Year 6



A BEAT-THE-TEACHER PENALTY SHOOTOUT

See how many goals pupils can get past their favourite teachers.

"The Schools Challenge has invigorated the whole school. We all get to have fun, the children get to use their imaginations and be active, and we get to raise money for children who need our support. It's a win for everyone involved."

Mr Cusack, Teacher

WOMEN'S EURO SWEEPSTAKE

Get your fellow teachers competing in the staffroom.



GO LONG!

Why not make a day of it? See how many fundraising activities you can do in a day – or even in a week, with something different every day!

TOP TIP


Set up rewards to unlock at different fundraising goals. We set up reward levels and asked friends and family to help come up with ideas – like a movie afternoon, non-uniform week for the highest earning class, a picnic, or a disco. The top reward was some of the teachers doing the ice bucket challenge!
John Bramston Primary



CHECKLIST TO GET YOU READY FOR THE DAY

All the resources listed below are available either in your pack or to download from socceraid.org.uk/schools-resources

- 1. Get your pupils involved so they can start **designing their obstacle course**.
- 2. **Set your fundraising goal** and get ready to change lives!
- 3. Let the world know what you're doing with our **downloadable posters** and promotional materials.
- 4. Download our **free teaching resources** to educate and empower your pupils on the right to play.
- 5. **Time for kick-off!** Have fun and let us know how you get on!
- 6. Once you've paid in your money we'll send you a **big thank you** to share with everyone involved.



3 WAYS TO PAY



Remember to pay in before **30 SEPTEMBER 2022!**

1

BANK:

Take the slip at the bottom of your paying-in form to the bank along with your cash or cheque, made payable to UNICEF UK. Complete your paying-in form and return it to:
UNICEF UK, 1 Westfield Avenue, E20 1HZ

2

BACS TRANSFER

Use the account details below to complete your transfer, then complete and return your paying-in form to:
UNICEF UK, 1 Westfield Avenue, E20 1HZ

Acc. name: **UNICEF UK**
Acc. number: **51836587**
Sort code: **40-06-02**
Reference: **School name/URN**

2

POST:

Send your cheque, made payable to UNICEF UK, along with your completed paying-in form to:
UNICEF UK, 1 Westfield Avenue, E20 1HZ

Don't forget: No matter how you pay, add your sponsorship money to your overall fundraising total and send the forms back to us using your FREEPOST envelope, or to **UNICEF UK, 1 Westfield Avenue, E20 1HZ**

socceraid.org.uk/schools-pay-in





©UNICEF/Djeleph

**THANK YOU FOR
BEING ON TEAM
AND HAVE FUN!**
#SOCCERAIDSCHOOLS



Contact us at schoolschallenge@unicef.org.uk
to let us know how you're getting on!

**Don't forget to tune in to Soccer Aid for UNICEF
on ITV & STV on Sunday 12 June.**

United Kingdom Committee for UNICEF (UNICEF UK),
Registered Charity No. 1072612 (England & Wales), SC043677 (Scotland).



PLAY FOR EVERY CHILD